

Rapide

Vibrating Screens




Quality Engineered
Excellence Since 1911

Parker Rapide Vibrating Screens

The vibrating screen is probably the single most important contributor in today's aggregate production industry. An efficient screen with adequate capacity not only produces good results but contributes to the overall effectiveness of the plant.

Advantages:

- Robust screen box construction with all permanent components huck bolted on assembly.
- Welded members are stress relieved and machined before assembly.
- High on output, efficiency and reliability yet low on operating costs.
- Variable screen amplitude for optimum screening efficiency.
- Single eccentric shaft with self-aligning spherical roller bearings for trouble-free operation.



Rapide Screen

Every feature of the Rapide is designed to ensure long, efficient service with minimum maintenance. Even in profile the characteristic parallelogram shape gives more screening area than compared with other multi-deck models. Feed and discharge trays are fitted as standard.

Adjustable Vibration

The single eccentric shaft runs the width of the screen inside a protective steel tube. The eccentric weights on the vibrator units produce optimum amplitude for the majority of duties. Simple addition / subtraction of bolt-on weights on both sides of the shaft will increase / decrease amplitude for specific requirements.



Screen Drive

Drive is totally enclosed, weatherproof electric motor, rated in accordance with data charts, and vee rope transmission. Optional starter is equipped with electric plug braking.

Screen Mesh

Adjustable mesh support bars allow fine tuning of mesh camber for varying mesh types.

Screen Size (Width x Length)		Number of Decks			
		1 Deck	2 Decks	3 Decks	4 Decks
mm	Inches				
900 x 2000	35" x 79"	●	●	●	●
1200 x 2000	47" x 79"	●	●	●	●
1200 x 3000	47" x 118"	●	●	●	●
1200 x 4000	47" x 157"	●	●	●	●
1500 x 3000	59" x 118"	●	●	●	●
1500 x 4000	59" x 157"	●	●	●	●
1500 x 5000	59" x 197"	●	●	●	●
1500 x 6000	59" x 236"	●	●	●	●
1800 x 4000	71" x 157"	●	●	●	●
1800 x 5000	71" x 197"	●	●	●	●
1800 x 6000	71" x 236"	●	●	●	●
2100 x 5000	82" x 197"	●	●	●	
2100 x 6000	82" x 236"	●	●	●	
2100 x 7000	82" x 276"	●	●	●	
2400 x 5000	94" x 197"	●	●	●	
2400 x 6000	94" x 236"	●	●	●	
2400 x 7000	94" x 276"	●	●	●	



Parker Plant Limited, Viaduct Works, Canon Street, Leicester, LE4 6GH, United Kingdom

T: +44 (0) 116 266 5999 F: +44 (0) 116 261 0812 W: www.parkerplant.com E: sales@parkerplant.com

All reasonable steps have been taken to ensure the accuracy of this publication. However, due to our policy of continual product development, Parker Plant Limited reserve the right to change details without prior notice. All machines supplied in accordance with our standard conditions. Illustrations and photos may show optional equipment. All rights reserved.